

---

# Website Development for Disabled Artist





# Goal

Develop a website for Mr. Song, fulfilling his dream as an artist to own a personal website where he can showcase his artworks

## **Design a site matching Mr. Song's art style**

Mr. Song's website will be a minimalist, gallery-style space that highlights his art through a clean layout, neutral colors, and smooth navigation for an immersive experience

## **Actively incorporate Mr. Song's feedback**

We will actively incorporate Mr. Song's ideas, creating a refined, minimalist website that spotlights his art with neutral tones and smooth navigation for an immersive experience

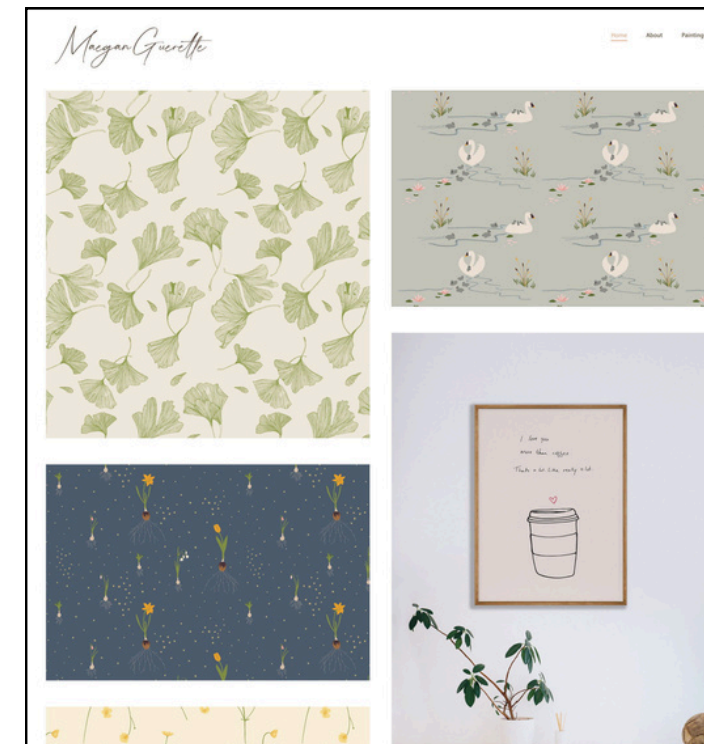
# Table of Contents

Research	03
Discussion/Interview	04
Design	05~07
Challenges/Solution	08
Link	09



# Research

- Researched examples of artist websites
  - What information is on the webpage?
  - How is the artwork displayed?
  - How is the webpage designed to reflect Artist's style?
  - What are the key values they express in their webpage?
- Citation Link
  - Kim, Hyunjung. Kim Hyunjung Artist Studio. kimhyunjung.kr, <https://kimhyunjung.kr/>.
  - Guerette, Maegan. Maegan Guerette Fine Art. maeganguerette.com, <https://www.maeganguerette.com/>
  - Kahn, Sophie. Sophie Kahn Studio. sophiekahn.net, <https://www.sophiekahn.net/>



# Discussion/Interview

- Topics Discussed
  - Specify any particular vision or direction for the desired website feel
    - I'd like the website to incorporate a Korean aesthetic, as my artwork is inspired by memories and the atmosphere of the Korean countryside, capturing its nostalgia and charm
  - Indicate the specific information to be displayed
    - I'll leave that up to you, but please make sure to include an introduction section and my career history
  - Identify which artworks to include on the site and whether to display all or selected pieces
    - I'd like to include all of my artwork on the site
  - Highlight the main focus or theme among the artworks
    - The main theme of my work is the essence and nostalgia of the Korean countryside
  - List any specific features or elements to be included
    - There is a specific piece I'm especially fond of, and I'd love for it to be highlighted so people can appreciate it fully





# Design

## Main Page

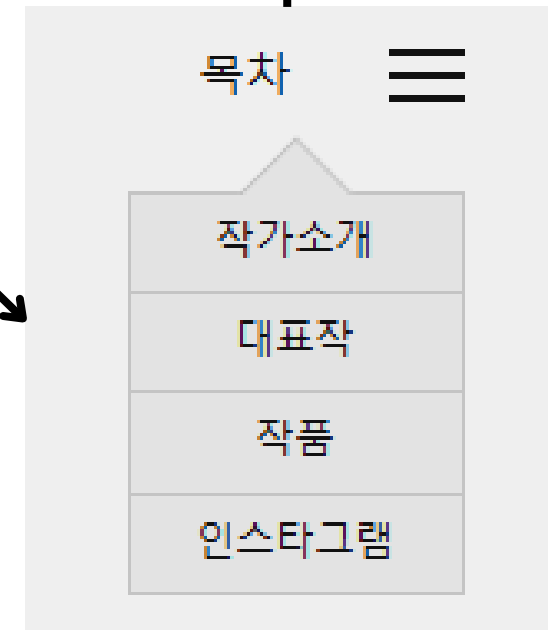
We chose a black-and-white theme because Mr. Song's artwork is vibrant; we felt that a monochrome webpage would better highlight and emphasize his pieces

Profile Picture of Mr. Song

Navigation Bar

- Introduction
- Signature work
- Whole art work
- Instagram

Added Hanja characters 韓 (han, symbolizing "Korea"), 藝 (ye, meaning "art"), and 術 (sul, meaning "technique" or "craft") to create a webpage reflecting Korean aesthetics




This section highlights the career of artist Song In-sik. Along with the artist's introduction, it is considered one of the most important pieces of information and has therefore been placed at the forefront


# Design

## Main Page

Added a black-and-white photo of a traditional Korean giwa house to enhance the Korean aesthetic, aligning with the essence of his work



Mr. Song's selected signature works are displayed prominently to make them easily accessible for viewers



By clicking that button, the slide transitions to the next artwork

By clicking that button, it navigates to a page where all his works are displayed




# Design

## Art Page

Return to Main Page"  
button

Arranged photos of  
similar sizes together to  
maintain visual  
consistency, as the  
photo sizes vary

Used hanji texture, a  
traditional Korean  
paper, to maintain a  
Korean aesthetic  
throughout the design





# Challenges/How we Solved

## Challenges

- Size of every pictures were different, so it was hard to find the perfect design to display Mr.Song's work
- With no prior experience in the art field, I initially found it challenging to design a webpage for an artist and to establish an effective prototype
- Since the connection was established through an organization, communication was challenging. It was quite inconvenient to always have to go through a representative for contact

## How we Solved

- Since the images weren't scanned but were photos Mr. Song had taken and sent himself, I couldn't individually adjust each one. Instead, I arranged similar-sized images together, which, while not perfect, created a neat and organized design
- I asked Mr. Song many questions and conducted extensive research. I also interviewed artists who have their own websites, making every effort to create a site that meets his needs
- I requested permission from the representative to obtain Mr. Song's contact information for direct communication. Although the representative was initially hesitant, they allowed it after seeing the dedication and passion Mr. Song and I shared for this project

# Links

[http://3.104.38.222/Song\\_InSik\\_Art\\_Gallery/index.html](http://3.104.38.222/Song_InSik_Art_Gallery/index.html)

